

South Haven Area Emergency Services Authority



**2018
Annual Report**

On behalf of all the men and women of the South Haven Area Emergency Services (SHAES), it is my pleasure to submit our 2018 Annual Report. Our department is filled with dedicated women and men who are committed to enhancing community safety and quality of life in the South Haven area.

This report cannot possibly capture all of their individual efforts, but does represent an overview of their collective accomplishments. Our purpose is to minimize pain and suffering in our community and we achieve this goal through a range of high-quality professional services such as fire suppression, fire prevention, advanced life support transport service, confined space rescue, dive rescue, ice rescue and fire inspection programs.

During the past year, our department achieved the following:

- 2018 call volume was third highest in the history of SHAES: 2,085 calls for service.
- SHAES purchased battery powered Jaws of Life spreaders, cutters and rams for auto accidents.
- SHAES partnered with Van Buren County Emergency preparedness to develop Incident Action plans detailing how responders deal with all festivals and events.
- SHAES converted all indoor lighting at our station #3 from fluorescent to LED while acquiring rebates to help pay for a portion of the project. Energy savings will pay for the remainder of the cost within the first year.
- Albemarle donated \$10,000 to SHAES towards Automatic Vehicle Locators to be installed in ambulances and backup cameras for fire tankers.
- SHAES fire inspectors continued to complete pre-fire surveys of all businesses in our coverage area. 165 pre-fire surveys were completed in 2018. SHAES has completed surveys for 448 of the 516 businesses in our coverage area.
- SHAES fire inspectors completed 139 short-term rental inspections.
- A power point program highlighting the history of the fire department and explaining current SHAES services was developed. Our first presentation was to the Scott Club during Fire Prevention month. The program is being made available to other community groups.

* Special thanks to SHAES department photographer Tom Renner for the wonderful pictures in this report.

We are proud to be your fire department and look forward to hearing from you. If you have ideas about how we can serve you better, or if you have thoughts about how we can make this report more informative, please contact me at (269) 639-1496.

Ronald Wise, Executive Director

rwise@shaes.org www.shaes.org

2018 Authority Board Members

Chairman:	Ross Stein	South Haven Township
Vice-Chairman:	Allan Overhiser	Casco Township
Secretary		
Treasurer:	Nancy Whaley	Geneva Township
Administrator:	Brian Disette	City of South Haven
Member:	Bob Burr	City of South Haven

Meeting Dates 2019

Wednesday	January 9	8AM
Wednesday	February 6	8AM
Wednesday	March 6	8AM
Wednesday	April 10	8AM
Wednesday	May 1	7PM
Wednesday	June 5	7PM
Wednesday	July 10	7PM
Wednesday	August 7	7PM
Wednesday	September 4	7PM
Wednesday	October 2	7PM
Wednesday	November 6	8AM
Wednesday	December 11	8AM

Meeting Place: SHAES Station #3, 90 Blue Star Hwy, South Haven

SHAES Public Education in 2018

Teaching and awareness are the best ways to help prevent fires. Knowledge of what to do if a fire happens can help save lives. Throughout the year we take any opportunity to visit with preschoolers through adults to present the message. Starting in early 2018 we participated in the Blessings in a Backpack program Lincoln School. This is a program sending extra food home with students. In July, we returned to Camp Aguda visiting with 12–16-year-old campers to show how a fire engine works and enjoying 1,000 gallons of water sprayed from the deck gun to help cool them down on a very hot day.

Fire Prevention Week remains a busy time. Essentially, we need to rename this week to a month-long event. Starting on October 2nd personnel visited Warner Camp talking with South Haven 6th grade students about fire safety. These programs consisted of a video about Fire's Fury, reinforcing the importance of having and practicing an Escape Plan. We showed a short power point on fire extinguisher use. The power point showed how to use a fire extinguisher and gave some of the rules on its use. Outside the students received hands-on training with the extinguisher simulator. Due to some unforeseen circumstances on the camp's part, this was only a one-time visit this year.

School visits were started at Lincoln and Maple Grove schools with one-on-one in the classroom. Firefighters talked to the children about not playing with matches and lighters, the need for a home escape plan and what to do if their house caught fire. We summed it all up with demonstration of stop, drop, cover and roll if your clothes catch on fire. Students were then able to go to the gym and bounce in a fire-safety bounce house. During this week we also visited North Shore Elementary school. With these older students our visits turned into a question-and-answer period sharing the knowledge they have retained over the years. Outside students were shown the rescue truck. During this part of the program students saw the rescue portion of our job. We showed confined space rescue, open water rescue and high angle rescue equipment. We finished the demonstration with our new battery-powered Jaws of Life. Its cutting force was displayed by easily cutting a wooden 4x4 into pieces .

The Fire Safety Fun Fair marked its 15th year. Through the years this has been a great learning experience and fun event where kids and their families have played games and viewed demonstration programs. Past programs consisted of a fire sprinkler trailer, Little Squirt the live talking fire truck, Kasey the fire dog and many programs put on by firefighters. This year, on a cloudy evening, around 450 adults and children visited Station 3 to play fire-related games. Programs consisted of a head-to-head auto extrication competition between two fire department teams. This competition showed the difference between the old hydraulic Jaws of Life and the new battery-powered units. We ended the night with our always popular live propane fire demonstration.

Finishing the month, we visited Kid Zone, Tri-County Head Start, St. Basil School, SH Child Care, and went back to Lincoln School to talk with students about fire safety related to Halloween.

In total, 34 Firefighters spent 173 hours visiting schools and conducting other public education programs. Thirty-five firefighters spent 127 total hours setting up, running and tearing down the Fire Safety Fun Fair.

This was accomplished with the help of donations totaling \$3,975 from 30 local businesses. Donations are used to purchase coloring books, crayons, rulers, bags, and food for fire prevention month and the Fire Safety Fun Fair.

2018 SHAES Banquet

Swearing in of Paid on Call Fire Fighters:

Daniel Delia, Isaac Tate
Zachary Mulac, Thomas Kuhn

Years of Service Pins:

35 Years: Keith Bierhalter
15 Years: James Lindemulder
10 Years: Dawn Hinz
5 Years: Zachary Church, Andrew Gossman

Citation Bars:

Firefighter 2:

Daniel Delia, Isaac Tate, Zachary Mulac, Thomas Kuhn

Haz-Mat Operations:

Daniel Delia, Isaac Tate, Zachary Mulac, Thomas Kuhn

Fire Inspector: Zachary Kenreich

EMT: Basic: Brian Horan Jr.

Fire Fighters Finishing Up Training:

Fire Fighter 1 & 2:

Shawn Quinn, Nina Flintoff, Margaret Yelding, Johanan Jessup

EMT-Basic:

Roseanna Fox, Willie Wright

Compassion Award: Dawn Hinz

SHAES Leadership Award: Shawn Smith

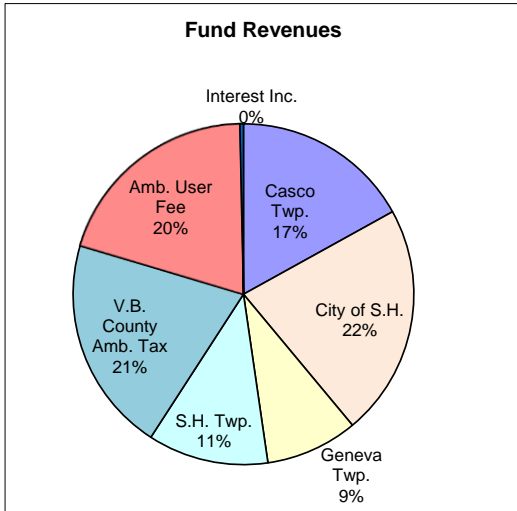
SHAES Firefighter of the Year Award: James A Quinn

2018 BUDGET INFORMATION REVENUES

Funding Sources:	Amount	Budget Percentage
Casco Township	\$450,955.00	16.95%
City of South Haven	\$585,268.00	22.00%
Geneva Township	\$232,847.00	8.75%
South Haven Township	\$304,387.00	11.44%
Van Buren County Ambulance	\$544,331.00	20.46%
Ambulance User Fees	\$533,361.00	20.05%
Interest Income	\$9,000.00	0.34%
TOTAL	\$2,660,149.00	100.00%



Tower 1 and Ladder 1 Setting Up for Operations



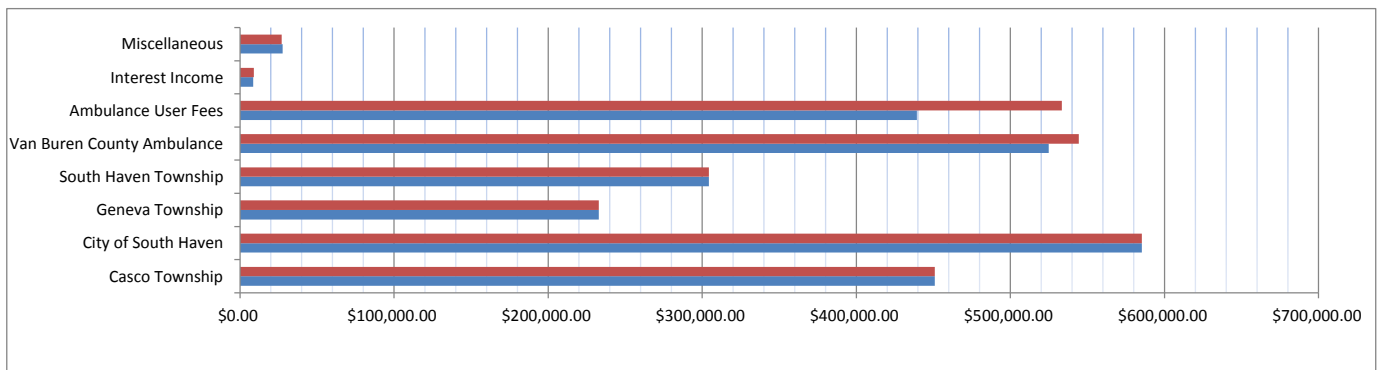
Confined Space Training

BUDGET INFORMATION Actual "vs" Budget Revenue for 2018

Funding Sources:	Actual Revenue	Budgeted Amount
Casco Township	\$450,955.00	\$450,955.00
City of South Haven	\$585,268.00	\$585,268.00
Geneva Township	\$232,847.00	\$232,847.00
South Haven Township	\$304,387.00	\$304,387.00
Van Buren County Ambulance	\$524,759.82	\$544,331.00
Ambulance User Fees	\$439,237.52	\$533,361.00
Interest Income	\$8,537.67	\$9,000.00
Miscellaneous	\$27,716.68	\$27,000.00
TOTAL	\$2,573,708.69	\$2,687,149.00



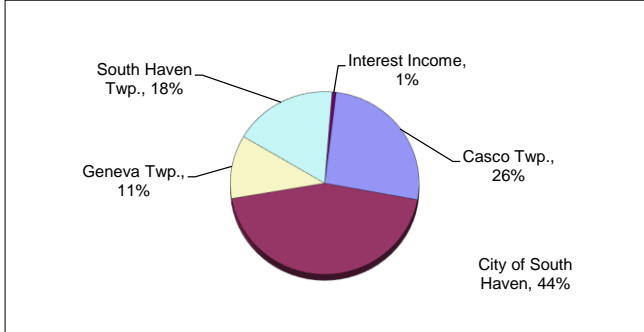
Structure Fire on a Hot Day



2018 FIRE & AMBULANCE REVENUE BUDGET

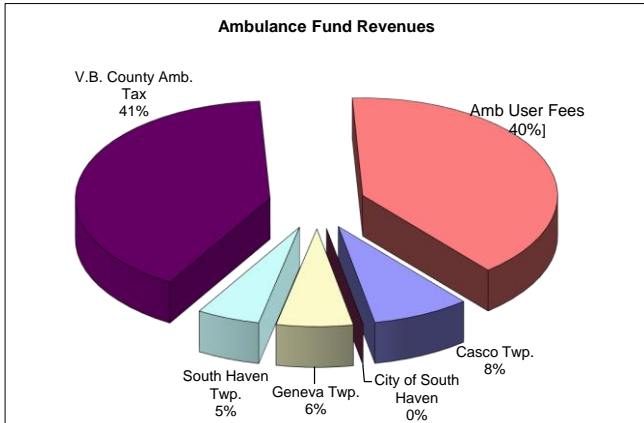
Fire Funding Sources:	Amount	Budget Percentage
Casco Township	\$342,099.00	25.96%
City of South Haven	\$585,268.00	44.41%
Geneva Township	\$147,566.00	11.20%
South Haven Township	\$234,094.00	17.76%
Interest Income	\$9,000.00	0.68%
TOTAL	\$1,318,027.00	100.00%

Fire Fund Revenue



Ambulance Funding Sources:	Amount	Budget Percentage
Casco Township	\$108,856.00	8.11%
City of South Haven	\$0.00	0.00%
Geneva Township	\$85,281.00	6.35%
South Haven Township	\$70,293.00	5.24%
Van Buren County Ambulance Tax	\$544,331.00	40.56%
Ambulance User Fees	\$533,361.00	39.74%
TOTAL	\$1,342,122.00	100.00%

Ambulance Fund Revenues



Having Fun while Training



Rollover Accident on CR-388



Working in Very Dangerous Environments



Confined Space Training



Structure Fire City of South Haven

2018 - Apparatus Miles Driven

	Miles	Percentage	Percentage
Fire Trucks:			
Engine 1	1,106	6.96%	
Engine 2	1,402	8.82%	
Engine 3	1,552	9.77%	
Tower 1	94	0.59%	
Ladder 1	1,152	7.25%	
Rescue 1	844	5.31%	
Truck 3	4,677	29.44%	
Truck 4	178	1.12%	
Truck 5	2,805	17.65%	
Tanker 6	564	3.55%	
Tanker 7	661	4.16%	
Tanker 8	854	5.38%	
Total	15,889	100.00%	22.60%
Ambulances:			
Squad 1	5,030	21.49%	
Squad 2	4,069	17.39%	
Squad 3	819	3.50%	
Squad 4	13,487	57.62%	
Total	23,405	100.00%	33.30%
Command Vehicles:			
Command 1	11,690	37.73%	
Command 2	9,000	29.05%	
Dodge Van	10,293	33.22%	
Total	30,983	100.00%	44.10%
Grand Total	70,277		100.00%



Working as a Team



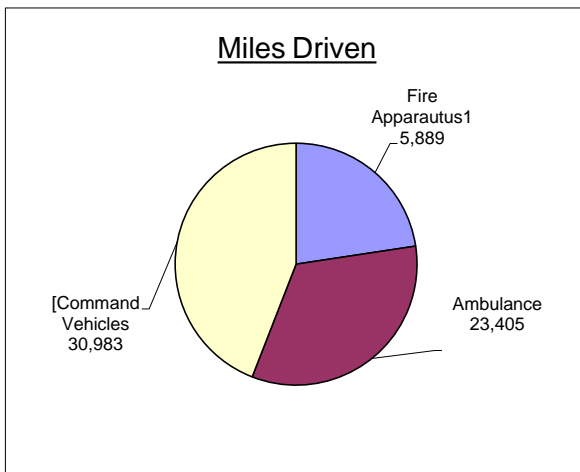
Fire Prevention Week

2018 Miles Driven

	Miles	Percentage
Fire Apparatus	15,889	22.60%
Ambulances	23,405	33.30%
Command Vehicles	30,983	44.10%
Total Miles Driven	70,277	100.00%



Loading LDH Back on Truck 8



It was a Circus Kind of Day



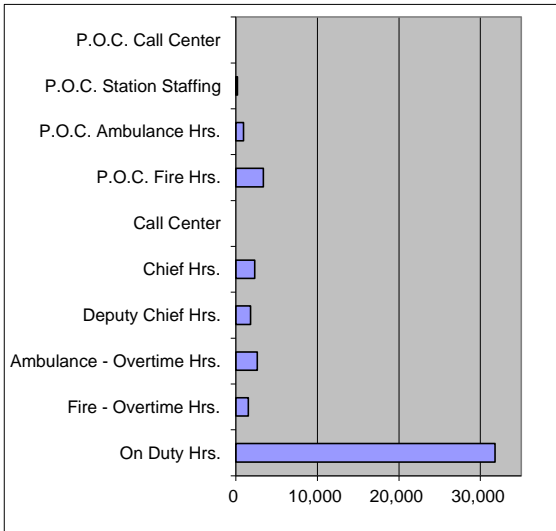
Auto Extrication Demonstration Fire Safety Fun Fair



Covert EMS and SHAES Working Together

Personnel Hours - 2018

Description:	2018		Three Yrs. Average		Description:	2018	
	Payroll Hours	Percentage	Average Hours	Percentage		Payroll Hours	Percentage
On Duty Hrs.	31,792	71.32%	29,349	63.44%	On Duty Hrs.	31,792	71.32%
Fire - Overtime Hrs.	1,541	3.46%	1,186	2.56%	Fire - Overtime Hrs.	1,541	3.46%
Ambulance - Overtime Hrs.	2,630	5.90%	2,998	6.48%	Ambulance - Overtime Hrs.	2,630	5.90%
Deputy Chief Hrs.	1,816	4.07%	1,940	4.19%	Deputy Chief Hrs.	1,816	4.07%
Chief Hrs.	2,314	5.19%	2,467	5.33%	Chief Hrs.	2,314	5.19%
Call Center	0	0.00%	916	1.98%	Call Center	0	0.00%
P.O.C. Fire Hrs.	3,357	7.53%	3,255	7.04%	P.O.C. Fire Hrs.	3,357	7.53%
P.O.C. Ambulance Hrs.	927	2.08%	1,098	2.37%	P.O.C. Ambulance Hrs.	927	2.08%
P.O.C. Station Staffing	200	0.45%	687	1.49%	P.O.C. Station Staffing	200	0.45%
P.O.C. Call Center	0	0.00%	2,369	5.12%	P.O.C. Call Center	0	0.00%
Total Hours for the Year	44,577	100.00%	46,265	100.00%	Total Hours for the Year	44,577	100.00%



Auto Accident Extrication



Auto Accident on M-140




Structure Fire in Casco Township

2018 Fire & Medical Responses

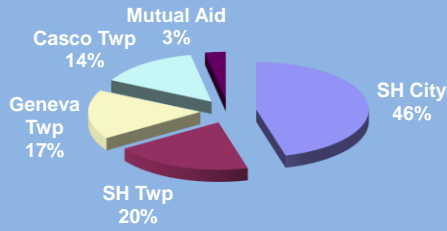


Car Fire at Gingerman Raceway



Cleaning up after Auto Accident

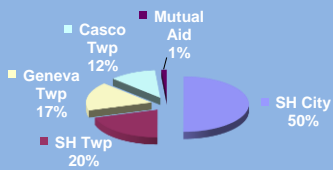
Total Response by District



Total Calls by City & Township

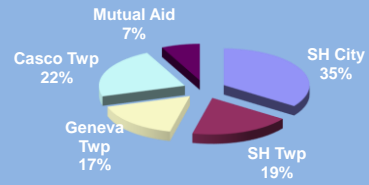
	Total	Amb	Fire
SH City	955	754	201
SH Twp	415	305	110
Geneva Twp	349	253	96
Casco Twp	304	174	130
Mutual Aid	62	20	42
Total	2,085	1,506	579

Medical Response by District

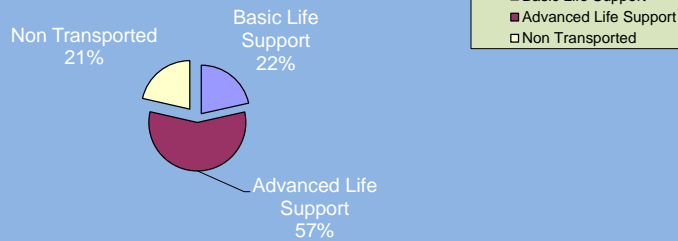


Family Tradition

Fire Response by District



Medical Care Provided



Medical Care Provided

Basic Life Support	324
Advanced Life Support	859
Non Transported	323
Total	1,558



SHAES Beach Flag Summer Intern



2018 and 1946 Fire Trucks! How Times Have Changed



Tackling Commercial Structure Fire in Geneva Township



EMS Response to Moped Accident

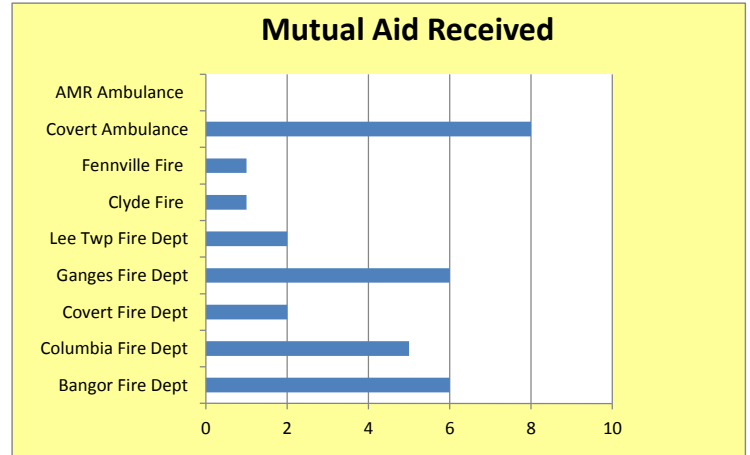
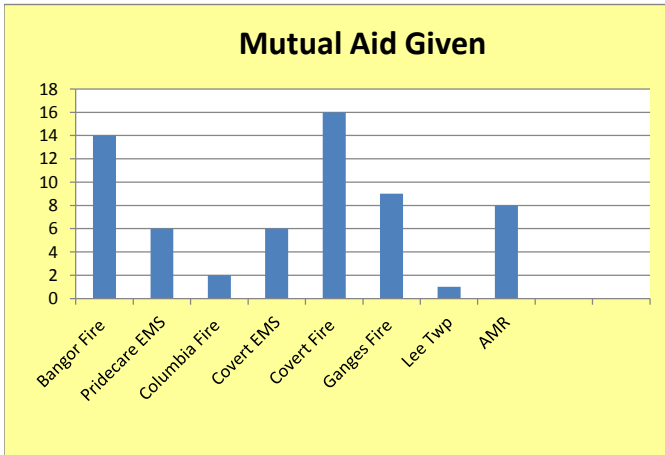


Pump Operations Training

2018 Mutual Aid Given and Received

Given	
Bangor Fire	14
Pridecare EMS	6
Columbia Fire	2
Covert EMS	6
Covert Fire	16
Ganges Fire	9
Lee Twp	1
AMR	8

Received	
Bangor Fire Dept	6
Columbia Fire Dept	5
Covert Fire Dept	2
Ganges Fire Dept	6
Lee Twp Fire Dept	2
Clyde Fire	1
Fennville Fire	1
Covert Ambulance	8
AMR Ambulance	0



SHAES Assisting Covert Fire



Training to Rescue a Down Firefighter

2018 Estimated Structure Fire Loss

	Property Value:	Property Loss:	Property Saved:	Percent Lost:	Percent Saved:
South Haven City	\$4,600,000	\$145,500	\$4,454,500	3%	97%
South Haven Twp	\$581,000	\$58,000	\$523,000	10%	90%
Geneva Township	\$1,102,000	\$457,000	\$645,000	41%	59%
Casco Township	\$415,000	\$48,500	\$366,500	12%	88%
Total:	\$6,698,000	\$709,000	\$5,989,000	16%	84%

Fire Sprinklers in homes and businesses can save property

Fire loss can be minimized by immediately identifying that an emergency exists, Calling 9-1-1 and a rapid response by emergency personnel.

Fire Incident Type	SH City	SH Twp	Geneva Twp	Casco Twp
Structure Fires	4	8	5	7
Vehicle Fires	5	3	6	6
Vegetation Fires	0	3	8	7
Hazardous Materials	43	26	16	21
Service Calls	102	30	19	29
Fire Alarms	30	6	3	19
Vehicle Accidents	7	10	15	5
Other	10	24	24	36
Total Fire Calls	201	110	96	130



Fire Prevention Week in the Classroom

2018

	Injuries	Deaths
Civillian	0	0
Firefighter (in Station)	2	0
Firefighter (Training)	0	0
Firefighter (Emergency Scene)	2	0
Total:	4	0

EMS Incident Type	SH City	SH Twp	Geneva Twp	Casco Twp	Total:
Abdominal Pain	38	9	8	8	63
Altered Level of Consciousness	31	8	7	5	51
Asthma	3	1	0	0	4
Auto Accidents	22	24	26	17	89
Psychiatric	30	13	12	7	62
Cardiac Arrest	9	6	2	4	21
Chest Pains	53	16	20	6	95
Diabetic	10	14	7	17	48
Emphysema/COPD	2	2	2	3	9
General Illness	55	18	13	10	96
Obvious Death	2	3	3	2	10
Posioning/ Overdose	5	5	3	0	13
Seizure	14	7	8	2	31
Stroke/CVA	14	3	8	3	28
Fainting	40	9	5	5	59
Trauma	115	48	42	32	237
Respiratory Distress	38	11	12	8	69
Pregnancy	0	0	0	0	0
Other	254	94	71	15	434
Cancelled Enroute	19	14	4	30	67
Total:	754	305	253	174	1486



Structure Fire, Geneva Township



Grain Bin Fire Assist to Bangor Fire

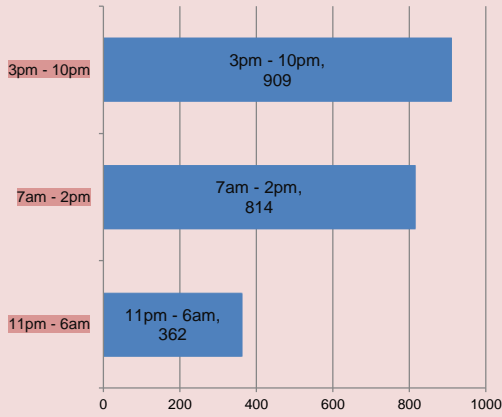


Casco Twp Structure Fire

2018 Time of Day for Alarm

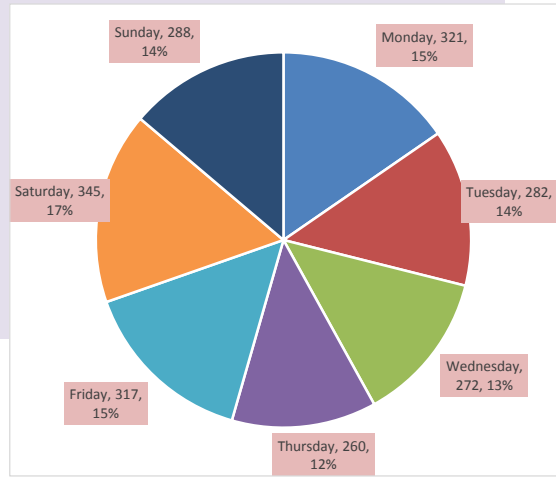
11pm - 6am	362
7am - 2pm	814
3pm - 10pm	909
Total	2,085

Time of Day

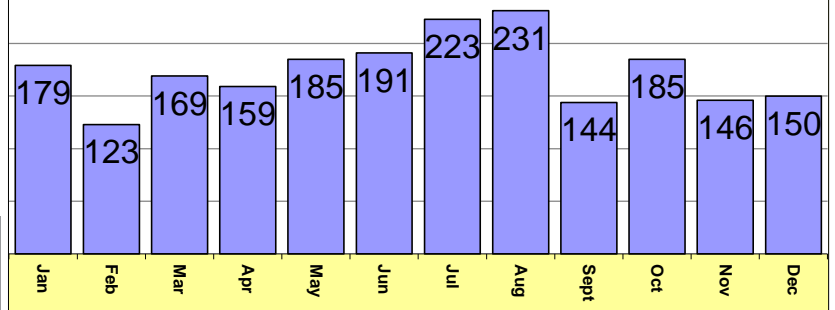


Day of the Week


Monday	321
Tuesday	282
Wednesday	272
Thursday	260
Friday	317
Saturday	345
Sunday	288
Total	2,085



2018 Monthly Calls



Salute to Veterans



Dive Training at South Pier

	Jan	Feb	Mar	Apr	May	Jun	Jul	Aug	Sept	Oct	Nov	Dec	Total
2018	179	123	169	159	185	191	223	231	144	185	146	150	2085
2017	169	131	180	165	179	205	202	238	196	170	146	188	2169
2016	151	190	195	197	227	225	243	212	153	138	183	162	2276
2015	171	157	159	166	202	216	239	241	167	166	148	151	2183
2014	180	138	163	160	182	177	228	206	210	190	189	190	2213
2013	166	142	153	145	167	217	214	201	165	184	146	131	2,031
2012	134	121	167	142	146	156	220	168	153	145	152	164	1,868
2011	127	129	131	122	113	143	196	166	162	124	121	113	1,647
2010	138	134	123	116	158	150	187	180	135	137	140	133	1,738
2009	137	109	152	122	114	153	143	180	157	147	155	151	1,720
2008	147	145	143	143	128	141	172	168	144	141	122	159	1,753
2007	117	99	136	114	145	160	184	206	134	126	114	146	1,681
2006	98	132	115	136	162	139	194	161	143	138	108	111	1,638
2005	112	119	128	151	147	145	166	174	140	123	138	141	1,673
2004	146	109	124	147	134	126	167	143	135	105	132	130	1,598
2003	110	138	125	127	146	135	170	182	124	138	115	128	1,639
2002	121	102	143	141	157	169	222	206	154	152	122	124	1,811
2001	132	99	111	140	147	158	165	144	110	139	129	130	1,602

Response Times

Average Response Times for All Types of Calls (Emergency and Non-Emergency)

2018	Fire	Medical	Total
South Haven City	4 Minutes	5 Minutes	5 Minutes
South Haven Twp	5 Minutes	6 Minutes	6 Minutes
Geneva Twp	7 Minutes	8 Minutes	8 Minutes
Casco Twp	7 Minutes	9 Minutes	8 Minutes
SHAES Authority	6 Minutes	7 Minutes	7 Minutes



Practicing Stop Drop and Roll

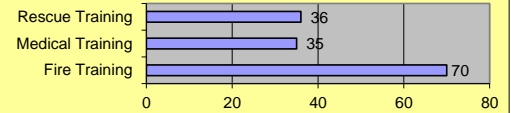
Average response times for specific types of incidents

	SH City	SH Twp	Geneva Twp	Casco Twp	SHAES Authority
Structure Fires	5 Minutes	6 Minutes	8 Minutes	6 Minutes	6 Minutes
Vehicle Fires	3 Minutes	6 Minutes	7 Minutes	8 Minutes	6 Minutes
Woods/Grass Fires	7 Minutes	8 Minutes	10 Minutes	8 Minutes	8 Minutes
Auto-Accident Rescues	5 Minutes	7 Minutes	7 Minutes	9 Minutes	7 Minutes
Emergency Medical Calls	5 Minutes	6 Minutes	8 Minutes	9 Minutes	7 Minutes
Motor-Vehicle Accidents	3 Minutes	5 Minutes	7 Minutes	7 Minutes	5 Minutes


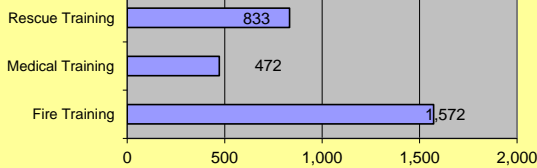
2018 Training

	Staff Hours	Classes
Fire Training	1,572	70
Medical Training	472	35
Rescue Training	833	36
Total	2,877	141

Number of Training Classes



Training Hours



Fire Safety Fun Fair



Training to Keep Our Skills Sharp



Up and Over at Fire Safety Fun Fair



FF of Year James Quinn and Leadership Award Shawn Smith



Swearing in New Fire Fighters



Memorial Day Celebration- SHAES Honor Guard



Working Together with Bangor Fire



Dog Rescued from House Fire



Team 4855 Ramagedden Robotic Team Training with SHAES



Horse Rescued from Underground Tank



Trailer Fire in South Haven Township



Training to Make Ourselves Better



Ice Rescue Training in the Black River



Training with OR Staff at Bronson South Haven Hospital



Fire Drill in the Operating Room



SHAES Fire Boat



SHAES Honor Guard



Fire Prevention Week at Maple Grove School



Fire Safety Fun Night Live Propane Fire Demo